





Plan Legend

- 
 - Waiting Area: User groups of up to 22 skaters and spectators to be prepared to enter facility. Please note Waiting Area Signage, Facility Safety Guidelines and Pre Screening Signage
- 
 - Entrance: Signage on Door- One Way Only for Entry and Exit only doors.
- 
 Exits: Signage on Door - Exit only; Directional signage for users to exit to parking area
- 
 Moveable Barricades: PW barricades to be placed in loading zones and front entrance to eliminate drop off/pick ups and support physical distancing